

ROOM AIR CHANGE AND PRESSURE DATA												
ROOM NUMBER	ROOM TYPE	SUPPLY DES	SUPPLY ACT	RETURN DES	RETURN ACT	EXHAUST DES	EXHAUST ACT	ROOM PRESS	EMS MON	ROOM VOL	ACH	DATE VERIFIED
R8.1127	Soiled Utility	NDP	530	NDP	530	NDP	90	-0.002	N/A	654	56.9	02-28-2023


BOX TAG:		FCU-01				
AIRFLOW TYPE:		SUPPLY (OUTLETS)				
		AIRFLOW TOTAL: 530 CFM				
1	ROOM NO	MARK	INLET	READOUT	CF	
1	R8.1127	EX-S1	10"ø	530	1.00	
			"ø			
			"ø			
			"ø			
			"ø			
			"ø			
			"ø			
			"ø			
			"ø			
			"ø			
			"ø			

BOX TAG:		FCU-01				
AIRFLOW TYPE:		RETURN (INLETS)				
		AIRFLOW TOTAL: 530 CFM				
1	ROOM NO	MARK	INLET	READOUT	CF	
R1	R8.1127	EX-R1	12 x 24	530	1.00	
			"ø			
			"ø			
			"ø			
			"ø			
			"ø			
			"ø			
			"ø			
			"ø			
			"ø			
			"ø			

BOX TAG:		N/A				
AIRFLOW TYPE:		EXHAUST (INLETS)				
		AIRFLOW TOTAL: 90 CFM				
1	ROOM NO	MARK	INLET	READOUT	CF	
E1	R8.1127	EX-E1	6 x 6	90	1.00	
			"ø			
			"ø			
			"ø			
			"ø			
			"ø			
			"ø			
			"ø			
			"ø			
			"ø			

SENSOR CALIBRATION VERIFICATION DATA							1 Line
UNIT NUMBER	BAS POINT	BAS POINT DESCRIPTION	BAS VALUE	ACT VALUE	BAS OFFSET	DATE TESTED	
FCU-01	R08.1127FCU01:ROOM TEMP	Room Temperature	73.75	73.7	N/A	02-28-2023	

REMARKS







Area Name:  
R8.1127


Number of Terminals: 3


Number of Rooms: 1


Legend



  [Supply]



  [Return]



 [General Exhaust]



 [Transfer Supply]

 [Transfer Return]

  [FFU Supply]

  [FFU Return]

  [Fume Hood]

  [BSC Cabinet]

3 TU RACH & SCV Portrait  
Simplified  
Issued Version 1.1

EAB Project #: 2230007-1-2-10

Project Name:  
UTMDA-PM TIER I & II MC Procedure &  
Treatment Room Standard 170 Testing - 2023

Tested By: BN

Date Tested: 02-28-2023

Sheet Number:  
  
R8.1127

Drawing Not To Scale